

Technical Data Sheet

CODE 15077

TORRETTA TRT 150 E 8P

Centrifugal roof fans with horizontal discharge



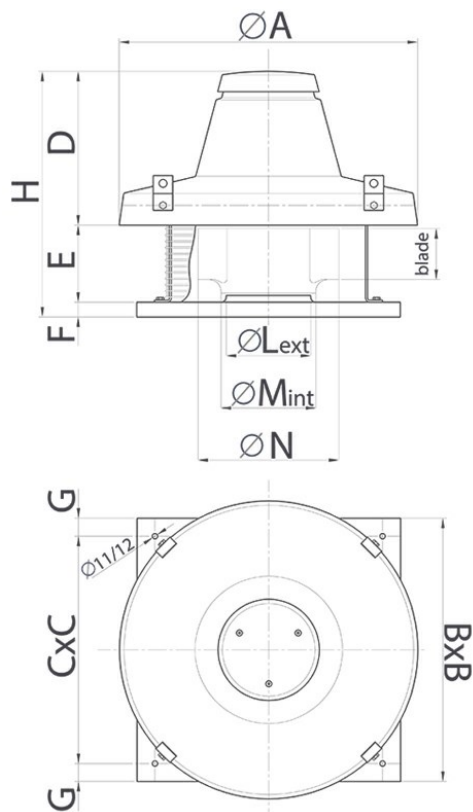
Certifications



TECHNICAL AND PERFORMANCE DATA

Absorbed Current max (A)	3,10	Voltage (V)	400
Absorbed Power max (W)	1600	Weight (Kg)	132
Frequency (Hz)	50	Delivery max (l/s)	4167
Insulation Class	I°	Delivery max (m³/h)	15000
Max ambient temperature for continuous operation (°C)	75	Max static pressure	45 Pa 442
Motor IP protection	55	Pressure max (mmH2O)	45
Nominal Diameter (mm)	550	Pressure max (Pa)	441
Number of Phases (Ph)	3	RPM	715
Number of Poles	8	Sound Pressure level Lp [dB (A)] 3m	74

DIMENSIONS



Size A (mm)	1165
Size B (mm)	980
Size C (mm)	900
Size D (mm)	605
Size E (mm)	383
Size F (mm)	38
Size G (mm)	40
Size H (mm)	1026

PER INFORMAZIONI:

Servizio al Cliente: tel +39 02 90699395 premando 1 dopo messaggio registrato (consulenza su prodotti e impianti)

Pre & Post Vendita: fax +39 02 90699302

Email prevendita: prevendita@vortice-italy.com

Technical Data Sheet

CODE 15077

TORRETTA TRT 150 E 8P

Centrifugal roof fans with horizontal discharge



DESCRIPTION

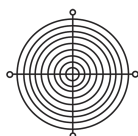
- Base manufactured from phosphated pressed steel, epoxy powder coated with hammered effect finish, guaranteeing long-term resistance to atmospheric agents.
- Aerodynamically contoured inlet port for optimum performance, fashioned as a single unit with the base and gauged to optimize air flow.
- Pressed steel motor cover: pickled and phosphated surface, polyester powder coated and oven baked finish, colour grey, with hammered texture.
- Accident prevention and anti-bird grilles (to UNI ISO 13857 standard), consisting of electrically welded steel rings with epoxy powder coated finish, colour black.
- Centrifugal impeller with self-cleaning backward curved steel blades, hot-dip galvanized and dynamically balanced (UNI ISO 1940, Point 1 – Class 6.3), and splined aluminium hub.
- 1 speed three phase AC motor, insulation class F, with shaft turning in double shielded ball bearings.
- Maximum airflow: 15000 m³/h
- Motor and fan designed for operation in ambient temperatures higher than 65 °C.
- Cooling fan for better dissipation of heat
- Galvanized steel eye lugs for transport and lifting/handling operations.
- Cable guaranteeing continuity of earth connection.
- Steel safety wire for anchoring the appliance once installed.
- Vortice speed controller.

ACCESSORIES



IRET 6

Code 12934



TR-G

100/150/180/210

6-8P(GRIGLI

APROT.)

Code 22507



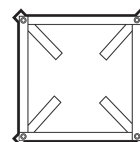
TR-B

100/150/180/210

6-8P (BOCC.

ASPIR.)

Code 22509



TR-CU

100/150/180/21

6-

8P(CONTROT.BA

Code 22540

PER INFORMAZIONI:

Servizio al Cliente: tel +39 02 90699395 premendo 1 dopo messaggio registrato (consulenza su prodotti e impianti)

Pre & Post Vendita: fax +39 02 90699302

Email prevendita: prevendita@vortice-italy.com